

FALL WORKSHEETS: FINE MOTOR SKILLS PRACTICE

Welcome! I am so glad you took the time to download this fall worksheet packet for your kiddos. I hope this is not only fun but valuable for your kids.

I love creating products for the little ones. Teaching preschool was probably the most fun for me out of all the grades I've taught.

Feel free to print off as many copies as you'd like to use in your home, co-op, or classroom. I only ask that you do not resell these and use them for any commercial use.

If you want to keep in touch, you can find me at <https://thesecretlifeofhomeschoolers.com>.

I'm also on social media. You can find me on [Facebook](#) and [Instagram](#) as The Secret Life of Homeschoolers.

Enjoy, and thank you for supporting me.

Happy Homeschooling!

Sharon

The Secret Life of Homeschoolers.



Name: _____




Fall Leaves

Color the fall leaves the correct color. Color the boy how you want.

Green



Red



Brown



Orange




Orange




Brown



Red



Green



fall colors




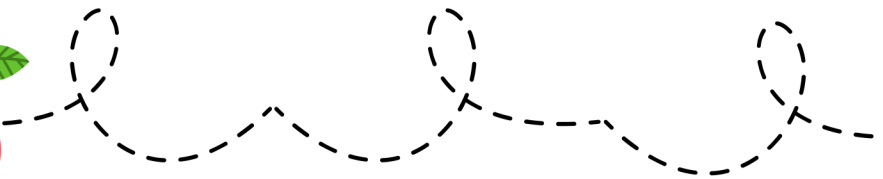




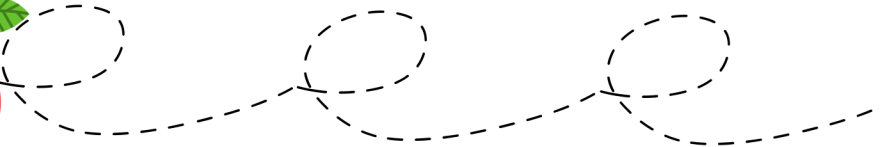

FALL COLORING PAGE



Name: _____

APPLE TREES

Trace the lines to connect the apples to the trees.



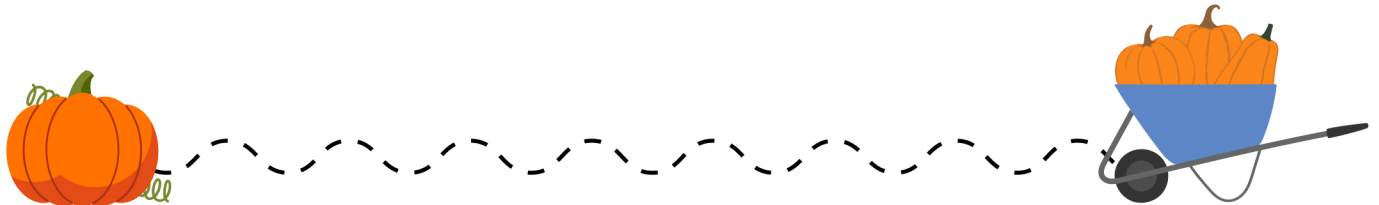
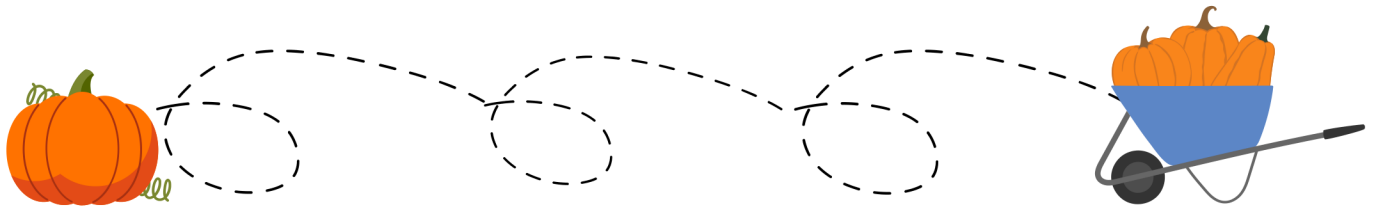
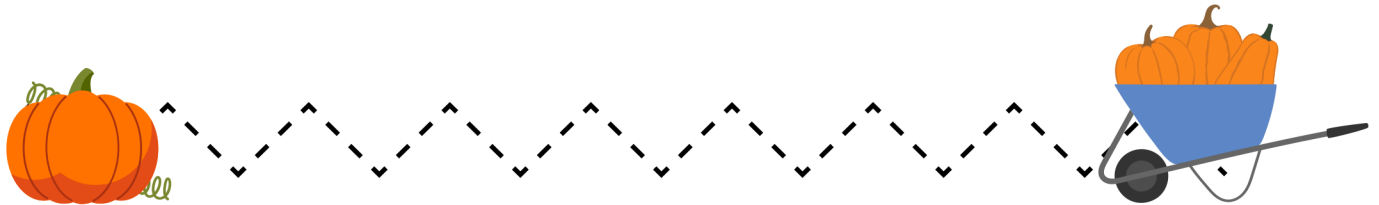


Name: _____



PUMPKINS, PUMPKINS, PUMPKINS

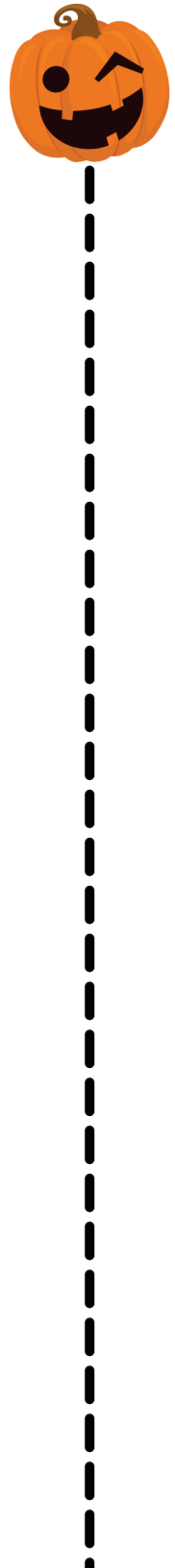
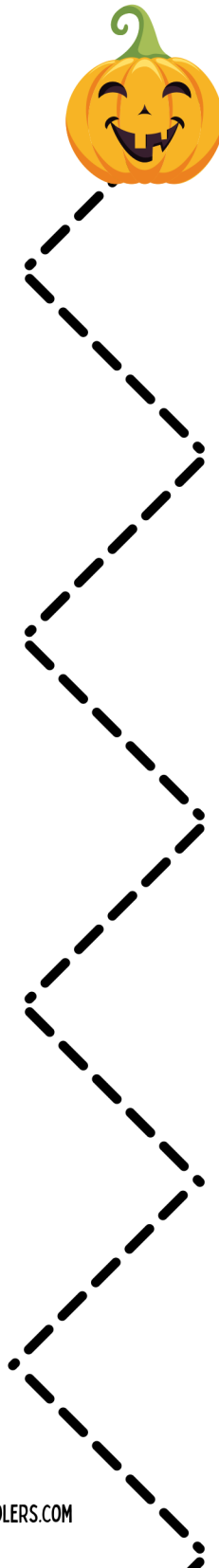

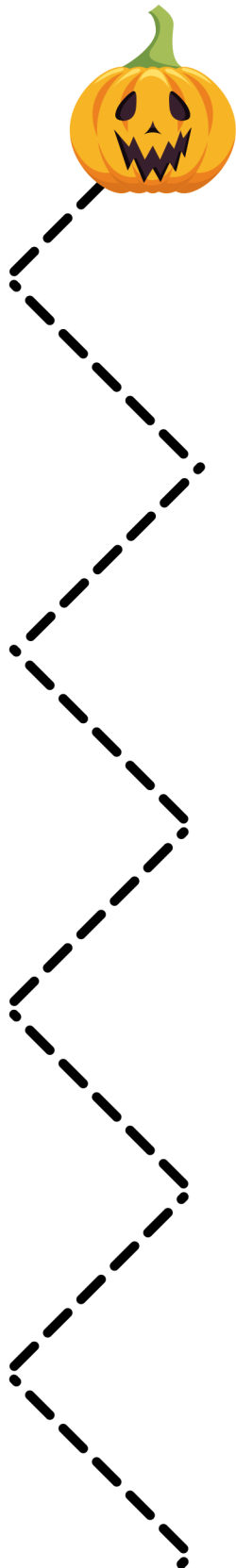
Trace the lines to connect the pumpkins to the wheelbarrows.



Name: _____

SCISSOR SKILLS

Cut on the lines from the bottom of the paper to the pumpkins.



Name: _____

SCISSOR SKILLS

Cut on the lines from the bottom of the paper to the scarecrows.

