

HALLOWEEN BINGO

B I N G O



HALLOWEEN BINGO

B I N G O



HALLOWEEN BINGO

B I N G O



HALLOWEEN BINGO

B I N G O


























				
				
		FREE		
				
				



CALLING CARDS

Cut out each card and use as BINGO calling cards.

Mix all the cards together.

B 	I 	N 	G 	O 
B 	I 	N 	G 	O 
B 	I 	X 	G 	O 
B 	I 	N 	G 	O 
B 	I 	N 	G 	O 

CALLING CARDS

Cut out each card and use as BINGO calling cards.

Mix all the cards together.

B 	I 	N 	G 	O 
B 	I 	N 	G 	O 
B 	I 	X 	G 	O 
B 	I 	N 	G 	O 
B 	I 	N 	G 	O 

CALLING CARDS

Cut out each card and use as BINGO calling cards.

Mix all the cards together.

B 	I 	N 	G 	O 
B 	I 	N 	G 	O 
B 	I 	X 	G 	O 
B 	I 	N 	G 	O 
B 	I 	N 	G 	O 

CALLING CARDS

Cut out each card and use as BINGO calling cards.

Mix all the cards together.

B 	I 	N 	G 	O 
B 	I 	N 	G 	O 
B 	I 	X	G 	O 
B 	I 	N 	G 	O 
B 	I 	N 	G 	O 



Halloween BINGO Instructions



Included are four BINGO game cards. Each one is different. Print out the BINGO playing cards on cardstock. Laminate if you would like them to last longer.

Print out the calling cards on cardstock. There are four pages of calling cards. Laminating them if desired.

Playing the Game

You will need:

- A Halloween BINGO Playing Card
- Markers to cover the squares. (candy pieces, Lego pieces, blocks, etc.)
- Calling Cards

Each player gets a BINGO playing card and markers to cover the squares. A "caller" draws one of the Calling Cards and shows the players. If a player has the card, they cover it with their marker. Keep playing until someone has BINGO (all five spaces covered across, down, or diagonal.)

I hope you enjoy the game!

