

# The Great Outdoors

W T R A I L S F N S P W I C H R  
T Y R S F L U S L U L P D A T S  
S G U W I A N H C T C M S N W W  
H P C V L D S L S R H O R U A F  
I S A O I C H U W T E R E C T B  
O V M V F D I T R M O M W A E P  
K N P E O E N G K C H I O R R O  
S E I R S L E A K A L L L P F T  
W D N E T I E S R D N W F N A T  
O X G Z F T C B L T D I D B L E  
R J S W I M M I N G F P L P L R  
Y S L E O L F N B A L D I N S O  
A N I D R E T D S U K O W S E D  
H I K I N G F F P W N P M E W M  
E A Y S N I A T N U O M H K I A  
L T M W I N A I E D P H B A O N  
F N I T N U T Z S E V A C L A K

swimming

rocks

wildflowers

waterfalls

mountains

hiking

caves


trails

lakes

sunshine

wildlife


camping



# The Great Outdoors



T R D N P D N O P L  
A R E F E M I V D I  
G O N K S R F C E S  
A C H U D Y L W T F  
N K F V H A O M Y U  
I S O I P S W N D N  
M D U C A V E S U V  
A T M K L C R C F W  
L U F B H P S A K E  
S D N D R I B L V E  
S E E R T M U N W H



rocks

caves

flowers

trees

bird

pond

animals

fun





# Scavenger Hunt



1. Rock
2. Bird flying
3. Insect
4. 3 different signs of animals and/or insects
5. 3 different kinds of trees
6. 3 different colored flowers
7. Animal tracks
8. Hear a bird singing
9. Three leaf clover
10. Moss




# Plants I See

## Scavenger Hunt

Record the names of **3 flowers** you found. Draw or place a picture of each flower.


#1

Flower Name: \_\_\_\_\_




#2


Flower Name: \_\_\_\_\_



#3

Flower Name: \_\_\_\_\_






Record the names of **3 tress** you found. Draw or place a picture of each tree.

#1


Tree Name: \_\_\_\_\_





#2

Tree Name: \_\_\_\_\_



#3

Tree Name: \_\_\_\_\_

# Plant Research

Choose one plant you found and find out more! Here are some questions to think about.

1. What is the plant's name? (Common and/or scientific)

---

2. Describe what the plant looks like and what makes it stand out.

---

---

---

---

3. Where does it grow?

---

---

---

4. Is it native to your state?

---

---

5. Interesting facts about your plant.

---

---

---





# How to Use These Pages

## Word Searches:

I have included 2 word searches: an easier and more challenging level depending on the needs of your child. The challenging word search has words that go *forward, backward, up, down, and diagonal*. The easier word search has words that are *forward, backward, up and down*.

## Scavenger Hunt:

The scavenger hunt is an easy one to do in your own neighborhood or backyard. See how many of the items the kids can find. You can always take pictures and research the plants and animals you find.

## Coloring Page:

The coloring page is just for fun OR you can have you little ones find certain items in the picture: the ladybug, bird singing, a bee, a squirrel, a bird flying, and flowers (count how many).

## Research:

The plant study can be used to record flowers and trees your child finds on a scavenger hunt. You can also use it for further research about plants you find in the great outdoors. It is up to you.

These pages were made by Sharon Rowley [@ The Secret Life of Homeschoolers](#).  
Feel free to use these pages how you wish. You may use them in your homeschool  
or co-op setting. I do ask that you do not resell these pages as your own.

Thank you to Courtney Keimer for the use of her clip art. Check out her Teachers  
Pay Teachers store. <http://www.teacherspayteachers.com/Store/Courtney-Keimer>